

FAILED BAG LOCATION CHART

\wedge
 \wedge
 BAG
 \vee
 \vee

X
 W
 V
 U
 T
 S
 R
 Q
 P
 O
 N
 M
 L
 K
 J
 I
 H
 G
 F
 E
 D
 C
 B
 A






1 2 3 4 5 6 7 8 9 10 11 12 13 14 15 16 17 18 19 20 21 22 23 24 25 26 27 28 29 30 31 32 33 34 35 36 37

<< ROW NUMBER >>

DATE: _____

FOR: _____

PREPARED BY:

-  BAGS WITH HOLES NOT CHANGED
-  BAGS CAPPED OFF
-  BAGS NEEDING TENSION
-  BAGS CHANGED BY THIS INSPECTION
-  BAGS WITH EXCESSIVE CAKE

EQUIPMENT #

DESCRIPTION _____

SERIAL # _____

MODEL # _____